

**CMAX<sup>®</sup>**

**CNBM CATALOGUE**

**CE**   
**ISO9001:2000**



**CNBM International Corporation**

## 目 录 **contents**

HSZ 手拉葫芦 Chain Hoist.....	1
HSC 手拉葫芦 Chain Hoist.....	2
HSC-A 手拉葫芦 Chain Hoist.....	3
VT 手拉葫芦 Chain Hoist.....	4
HSH-A 手扳葫芦 Lever Block.....	5
HSH-VT 手扳葫芦 Lever Block.....	6
GCL-A 手拉单轨小车 Geared Trolley.....	7
GCT-A 手推单轨小车 Plain Trolley.....	7
GCL-B 手拉单轨小车 Geared Trolley.....	8
GCT-B 手推单轨小车 Plain Trolley.....	8
GCL-C 手拉单轨小车 Geared Trolley.....	9
GCT-C 手推单轨小车 Plain Trolley.....	9
CD1/MD1 钢丝绳电动葫芦 Wire-rope Electric Hoist.....	10
BCD 防爆钢丝绳电动葫芦 Explosion-Proof Electric Hoist.....	12
PA200-PA900 微型电动葫芦 Mini Electric hoist.....	14
DHL 环链电动葫芦 Electric Chain Hoist.....	15
DHS 电动环链葫芦 Electric Chain Hoist.....	16

## Company Profile

**China National Building Materials (Group) Corporation (CNBM)**, established in 1984, now is one of the largest state-owned group corporation in China, dealing with building materials & industrial equipment. Up to year 2009, CNBM Group's total asset is 13.5 billion USD and total staff is 80,000.

**CNBM International Corporation**, specializes in designing & manufacturing of various kinds of construction machinery, including tower crane, building hoist, etc. All the equipment produced by CNBM are compliant with the National level quality standard, and wins great reputation for their enduring performance in worldwide markets.



### Key reason for CNBM's achievements:

#### • Research and Development (R&D)

- Our own systems of production engineering.
- Production design from the concept to the engineering details.
- National level research academy for various building equipment for over 30 years.
- Continuous development of new solutions and products adapted to the requirements of our clients.
- Technical experts with abundant experience in relative fields.

#### • Production

- Complete quality control system.
- Nearly 20 years experiences in manufacturing fields.
- Full production capacity up to 800 tower cranes annually (with various load from 4tons to 25tons ).

#### • Commercial & marketing

- Customer-oriented philosophy.
- Full international business experiences.
- Global network & localization strategy.
- Professional & high efficiency team.

#### • Service

Under the guidance of "globalization + localization" strategy, in most of our main markets, the marketing operations & after sales services are carried out by CNBM's local partner companies.

To provide enough & timely support to the local partners, CNBM has set up 6 branches in the world (with more to c, ensuring the best services to the end-users along with high quality equipment.

#### Our Service Branch

CNBM INTERNATIONAL CORPORATION U.A.E BRANCH

CNBM INTERNATIONAL CORPORATION K.S.A BRANCH

CNBM INTERNATIONAL CORPORATION IRAN BRANCH

CNBM (U.S.A) CORPORATION

CNBM INTERNATIONAL(RUSSIA)CORPORATION


CNBM INDIA CORPORATION

CNBM NIGERIA CORPORATION

CNBM KAZAKHSTAN BRANCH

UNDER CONSTRUCTION OTHER PLACES

## HSZ 手拉葫芦 Chain Hoist



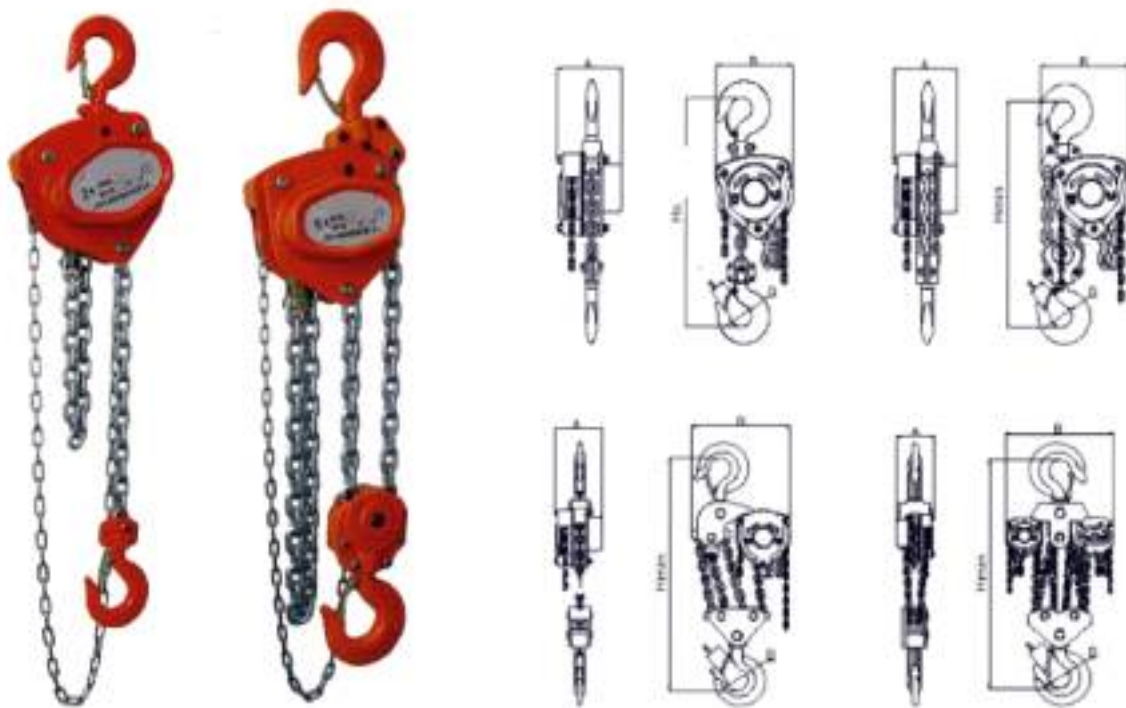
型号 Model		HSZ-0.5	HSZ-1	HSZ-1.5	HSZ-2	HSZ-3	HSZ-5	HSZ-10	HSZ-20
起重量 Capacity	(T)	0.5	1	1.5	2	3	5	10	20
标准起重高度 Standard lift	(M)	2.5	2.5	2.5	2.5	3	3	3	3
试验载荷 Test load	(T)	0.75	1.5	2.25	3	4.5	6.25	12.5	25
满载时手拉力 Effort to rated capacity	(N)	160	320	360	320	360	390	400	400×2
起重链条行数 No. of load chain		1	1	1	2	2	2	4	8
起重链条直径 Diameter of load chain	(mm)	6	6	8	6	8	10	10	10
主要尺寸 Dimensions (mm)	A	120	142	178	142	178	210	358	580
	B	108	122	139	122	139	162	162	195
	D	32	38	42	45	50	65	85	110
	K	24	28	32	34	38	48	64	88
	Hmin	250	300	360	380	470	600	690	1000
净重 Net weight	(kg)	7.5	9	14	12	22	35	68	150
每增加一米增加重量 Extra weight per meter of extra lift	(kg)	1.7	1.7	2.3	2.5	3.7	5.3	9.7	19.4

## HSC 手拉葫芦 Chain Hoist



型号 Model	HSC-0.5	HSC-1	HSC-1.5	HSC-2		HSC-3	HSC-5	HSC-10	HSC-20	
起重量 Capacity (T)	0.5	1	1.5	2	3	5	10	20		
标准起重高度 Standard lift (M)	2.5	2.5	2.5	2.5	3	3	3	3		
试验载荷 Test load (T)	0.75	1.5	2.25	3	4.5	6.25	12.5	25		
满载时手拉力 Effort to rated capacity (N)	160	320	360	400	320	360	390	400	400×2	
起重链条行数 No. of load chain	1	1	1	1	2	2	2	4	8	
起重链条直径 Diameter of load chain (mm)	6	6	8	8	6	8	10	10	10	
主要尺寸 Dimensions (mm)	A	125	147	183	185	147	183	215	360.5	585
	B	111	126	141	141	126	141	163	163	191
	D	32	38	42	45	45	50	65	85	110
	K	24	28	34	34	34	38	48	64	88
	Hmin	255	306	368	400	444	486	616	700	1000
净重 Net weight (kg)	8	10	16	17	14	24	36	69	154	
每增加一米增加重量 Extra weight per meter of extra lift (kg)	1.7	1.7	2.3	2.3	2.5	3.7	5.3	9.7	19.4	

## HSC-A 手拉葫芦 Chain Hoist



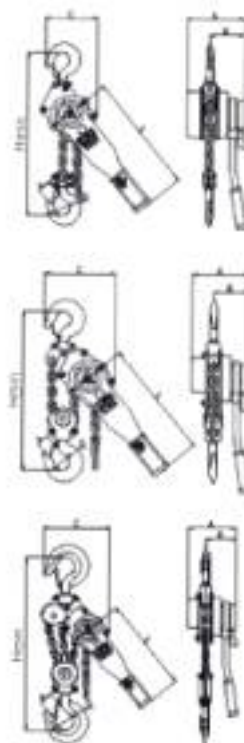
型号 Model	HSC-A-0.5	HSC-A-1	HSC-A-1.5	HSC-A-2	HSC-A-3	HSC-A-5	HSC-A-10	HSC-A-20	
起重量 Capacity (T)	0.5	1	1.5	2	3	5	10	20	
标准起重高度 Standard lift (M)	2.5	2.5	2.5	2.5	3	3	3	3	
试验载荷 Test load (T)	0.75	1.5	2.25	3	4.5	6.25	12.5	25	
满载时手拉力 Effort to rated capacity (N)	200	304	343	314	343	383	392	392×2	
起重链条行数 No. of load chain	1	1	1	2	2	2	4	8	
起重链条直径 Diameter of load chain (mm)	6	6	8	8	8	10	10	10	
主要尺寸 Dimensions (mm)	A	131	140	161	170	161	186	207	215
	B	127	158	173	187	210	253	398	650
	D	36	36	45	45	50	62	85	110
	K	24	28	35	36	38	48	64	85
	Hmin	270	317	399	420	465	635	700	1000
净重 Net weight (kg)	8.4	11	16	17.5	25	42	70	158	
每增加一米增加重量 Extra weight per meter of extra lift (kg)	1.7	1.7	2.3	3.2	3.7	5.3	9.7	19.4	

## VT 手拉葫芦 Chain Hoist



型号 Model	VT-0.5	VT-1	VT-1.5	VT-2	VT-3	VT-5	VT-10	VT-20	
起重量 Capacity (T)	0.5	1	1.5	2	3	5	10	20	
标准起重高度 Standard lift (M)	2.5	2.5	2.5	2.5	3	3	3	3	
试验载荷 Test load (T)	0.75	1.5	2.25	3	4.5	6.25	12.5	25	
满载时手拉力 Effort to rated capacity (N)	200	304	343	314	343	383	392	395×2	
起重链条行数 No. of load chain	1	1	1	1	2	2	4	8	
起重链条直径 Diameter of load chain (mm)	6	6	8	8	8	10	10	10	
主要尺寸 Dimensions (mm)	A	131	140	161	170	161	186	207	215
	B	127	158	173	187	210	253	398	650
	D	36	36	45	45	50	62	85	110
	K	24	28	35	36	38	48	64	85
	Hmin	270	317	399	420	465	635	700	1000
净重 Net weight (kg)	8.4	11	16.2	17.5	25.5	43	70	158	
每增加一米增加重量 Extra weight per meter of extra lift (kg)	1.7	1.7	2.3	3.2	3.7	5.3	9.7	19.4	

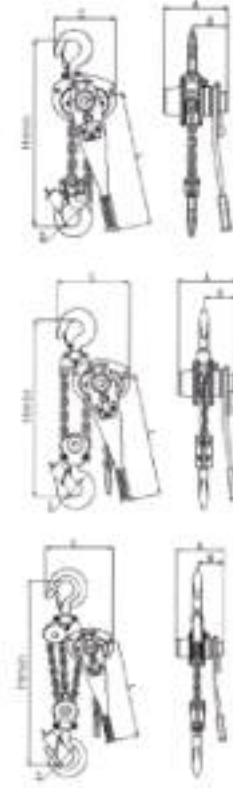
## HSH-A 手扳葫芦 Lever Block



型号 Model		HSH-A-0.25	HSH-A-0.5	HSH-A-0.75	HSH-A-1.5	HSH-A-3	HSH-A-6	HSH-A-9
起重量 Capacity (T)		0.25	0.5	0.75	1.5	3	6	9
标准起重高度 Standard lift (M)		1	1	1.5	1.5	1.5	1.5	1.5
试验载荷 Test load (T)		0.375	0.75	1.125	2.25	3.75	7.5	11.25
满载时手扳力 Effort to rated capacity (N)		160	240	280	310	320	340	360
起重链条行数 No. of load chain		1	1	1	1	1	2	3
起重链条直径 Diameter of load chain (mm)		4	5	6	8	10	10	10
主要尺寸 Dimensions (mm)	A	95	108	155	180	215	215	215
	B	70	82	95	105	130	130	130
	C	90	105	135	155	200	200	330
	D	22	36	36	45	50	62	85
	L	155	280	285	370	370	370	370
	K	20	24	28	35	38	48	64
	Hmin	160	280	320	380	480	600	700
净重 Net weight (kg)		3.6	6	6.5	11	20	33	43
每增加一米增加重量 of extra lift (kg)		0.3	0.5	0.8	1.4	2.2	4.4	6.6

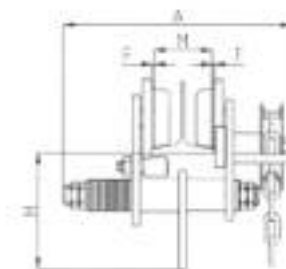
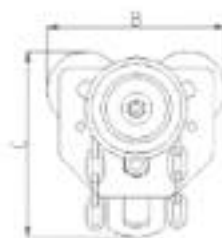


## HSH-VT 手扳葫芦 Lever Block



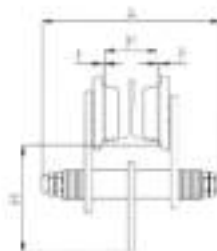
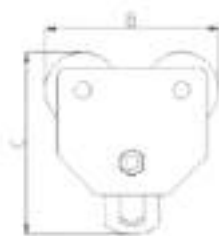
型号 Model		HSH-VT-0.75	HSH-VT-1.5	HSH-VT-3	HSH-VT-6	HSH-VT-9
起重量 Capacity	(T)	0.75	1.5	3	6	9
标准起重高度 Standard lift	(M)	1.5	1.5	1.5	1.5	1.5
试验载荷 Test load	(T)	1.125	2.25	4.5	9	13.5
满载时手扳力 Effort to rated capacity	(N)	140	234	363	370	375
起重链条行数 No. of load chain		1	1	1	2	3
起重链条直径 Diameter of load chain	(mm)	6	8	10	10	10
主要尺寸 Dimensions (mm)	A	152	175	195	195	195
	B	128	148	181	232	366
	C	295	335	450	542	645
	D	36	45	50	62	85
	L	256	368	368	368	368
	K	28	35	38	48	64
	Hmin	295	335	450	542	645
净重 Net weight	(kg)	7	12	21	34	44
每增加一米增加重量 Extra weight per meter of extra lift	(kg)	0.8	1.4	2.2	4.4	6.6

## GCL-A 手拉单轨小车 Geared Trolley



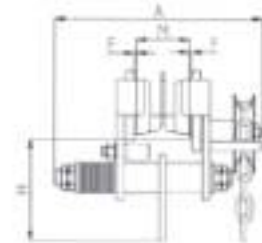
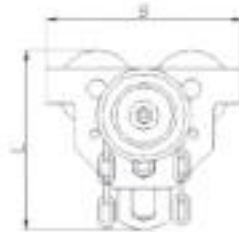
型号 Model		GCL-0.5A	GCL-1A	GCL-1.5A	GCL-2A	GCL-3 A	GCL-5A	GCL-10A
起重量 Capacity (T)		0.5	1	1.5	2	3	5	10
标准起重高度 Standard lift (M)		3						
试验载荷 Test load (T)		0.75	1.5	2.25	3	4.5	6.25	12.5
满载时手拉力 Effort to rated capacity (N)		25	50	70	90	95	140	240
主要尺寸 Dimensions (mm)	A	240	245	280	280	344	405	462
	B	170	206	228	240	280	328	390
	C	187	206	236	243	320	393	490
	H	105	110	125	133	180	220	275
	F	2-3						
轨道宽度范围 I-beam width range (mm)	M	75-125		100-150			125-175	125-180
净重 Net weight (kg)		9	10	15.5	16	25	41	89

## GCT-A 手推单轨小车 Plain Trolley



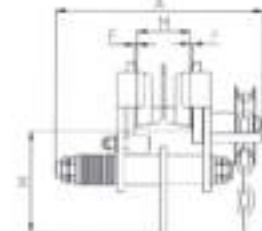
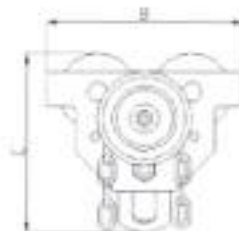
型号 Model		GCT-0.5A	GCT-1A	GCT-1.5A	GCT-2A	GCT-3 A	GCT-5A	GCT-10A
起重量 Capacity (T)		0.5	1	1.5	2	3	5	10
试验载荷 Test load (T)		0.75	1.5	2.25	3	4.5	6.25	12.5
主要尺寸 Dimensions (mm)	A	177	195	235	235	275	340	362
	B	170	206	228	240	280	328	390
	C	187	206	236	243	320	393	490
	H	105	110	125	133	180	220	275
	F	2-3						
轨道宽度范围 I-beam width range (mm)	M	75-125		100-150			125-175	125-180
净重 Net weight (kg)		6.5	7	12.5	13	21	36	83

## GCL-B 手拉单轨小车 Geared Trolley



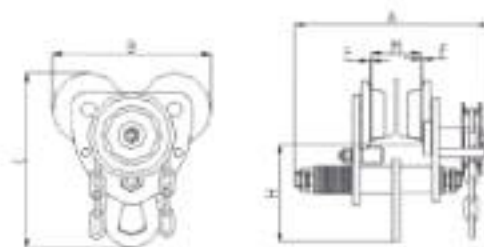
型号 Model		GCL-0.5B	GCL-1B	GCL-1.5B	GCL-2B	GCL-3 B	GCL-5B	GCL-10B
起重量 Capacity (T)		0.5	1	1.5	2	3	5	10
标准起重高度 Standard lift (M)		3						
试验载荷 Test load (T)		0.75	1.5	2.25	3	4.5	6.25	12.5
主要尺寸 Dimensions (mm)	A	308	328	345	360	428	434	488
	B	212	252	277	300	346	382	455
	C	199	230	265	277	337	390	493
	H	127	143	155	172	212	255	318
	F	2-3						
轨道宽度范围 I-beam width range (mm)	M	75-125		100-150			125-175	125-180
净重 Net weight (kg)		12	15	24	25	35	60	99

## GCT-B 手推单轨小车 Plain Trolley



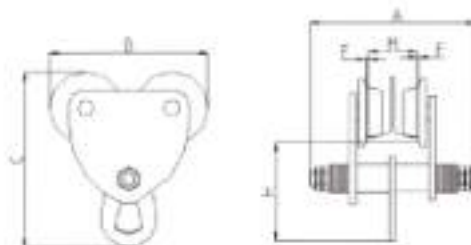
型号 Model		GCT-0.5B	GCT-1B	GCT-1.5B	GCT-2B	GCT-3 B	GCT-5B	GCT-10B
起重量 Capacity (T)		0.5	1	1.5	2	3	5	10
试验载荷 Test load (T)		0.75	1.5	2.25	3	4.5	6.25	12.5
主要尺寸 Dimensions (mm)	A	230	255	276	297	345	360	403
	B	212	252	277	300	346	382	455
	C	199	230	265	277	337	390	493
	H	127	143	155	172	212	255	318
	F	2-3						
轨道宽度范围 I-beam width range (mm)	M	75-125		100-150			125-175	125-180
净重 Net weight (kg)		9	12	21	22	31	55	93

## GCL-C 手拉单轨小车 Geared Trolley



型号 Model		GCL-0.5C	GCL-1C	GCL-1.5C	GCL-2C	GCL-3 C	GCL-5C	GCL-10C
起重量 Capacity (T)		0.5	1	1.5	2	3	5	10
标准起重高度 Standard lift (M)		2.5						
试验载荷 Test load (T)		0.75	1.5	2.25	3	4.5	6.25	12.5
主要尺寸 Dimensions (mm)	A	270	1.5	2.25	3	4.5	6.25	12.5
	B	168	200	220	240	270	324	380
	C	173	208	240	252	305	368	490
	H	105	135	140	164	195	232	275
	F	2-3						
轨道宽度范围 I-beam width range (mm)	M	75-125		100-150		125-175	125-180	
净重 Net weight (kg)		8.5	9.5	15	15.5	24	40	87

## GCT-C 手推单轨小车 Plain Trolley



型号 Model		GCT-0.5C	GCT-1C	GCT-1.5C	GCT-2C	GCT-3 C	GCT-5C	GCT-10C
起重量 Capacity (T)		0.5	1	1.5	2	3	5	10
试验载荷 Test load (T)		0.75	1.5	2.25	3	4.5	6.25	12.5
主要尺寸 Dimensions (mm)	A	208	220	260	260	285	340	362
	B	168	200	220	240	270	324	380
	C	173	208	240	252	305	368	490
	H	105	135	140	164	195	232	300
	F	2-3						
轨道宽度范围 I-beam width range (mm)	M	75-125		100-150		125-175	125-180	
净重 Net weight (kg)		6.1	6.6	12	12.5	20	35	81

## CD1/MD1 钢丝绳电动葫芦 Wire-rope Electric Hoist

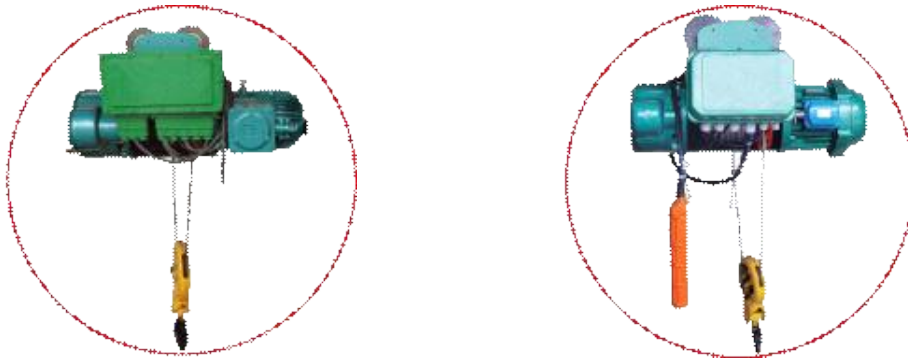


Model CD1 and MD1 electric wire rope hoist have the features of compact, light, small-sized shape and smooth operation. It can be used not only on the overhead rails, but also be used in conjunction with many types of electric or manual cranes such as the single-girder crane, the double-girder crane, the gantry crane and the slewing crane. The electric hoist model MD1 with double lifting speeds should be used in cases where the hoist model CD1 with single speed cannot meet the requirements during precision operations.

## CD1/MD1 Type Wire-rope Electric Hoist Parameter

Model		CD1&MD1								
Lifting capacity (T)		0.5	1	2	3	5	8	10	16	20
Lifting height (M)		6	6	6	6	6	6	6	6	6
Liftingspeed(m/min)		8 0.8/8	8 0.8/8	8 0.8/8	8 0.8/8	8 0.8/8	5 0.5/5	7 0.7/7	3.5 0.35/5.5	3.5 0.35/5.5
Running speed(m/min)		20	20	20	20	20	20	20	20	20
Wire rope	Nominal diameter(mm)	5.1	7.4	11	13	14	13	14	18	18
	Structure	6x19+NF	6x37+NF	6x37+NF	6x37+NF	6x37+NF	6x37+NF	6x37+NF	6x1+FC	6x1+FC
	Intension rate(Mpa)	1770	1670	1670	1670	1770	1670	1770	1870	1870
I Beam Track Type (GB/T706-1998)		16~28b	16~28b	~	~	~	~	~	~	~
track minimum radius(m)		2	2	2	2	3	3	3	4	4
Lifting motor	Model	ZD <sub>1</sub> 21-4	ZD <sub>1</sub> 22-4	ZD <sub>1</sub> 31-4	ZD <sub>1</sub> 14-4	ZD <sub>1</sub> 41-4	ZD <sub>1</sub> 41-4	ZD <sub>1</sub> 51-6	ZD <sub>1</sub> 511	ZD <sub>1</sub> 51-6
		ZD <sub>S1</sub> 0.2/0.8	ZD <sub>S1</sub> 0.2/1.5	ZD <sub>S1</sub> 0.4/3.0	ZD <sub>S1</sub> 0.5/4.5	ZD <sub>S1</sub> 0.8/7.5	ZD <sub>S1</sub> 0.8/7.5	ZD <sub>S1</sub> 1.5/13	ZD <sub>S1</sub> 0.8/7.5	ZD <sub>S1</sub> 1.5/13
	Capacity(kw)	0.8 0.2/0.8	1.5 0.2/1.5	3.0 0.4/3.0	4.5 0.5/4.5	7.5 0.8/7.5	7.5 0.8/7.5	13 1.5/13	11 1.2/11	13 1.5/13
	R.P.M.(r/min)	1380	1380	1380	1380	1380	1380	930	930	930
	Phase	3	3	3	3	3	3	3	3	3
	Voltage (V)	380	380	380	380	380	380	380	380	380
	Current (A)	2.4 0.72/2.4	4.3 0.72/4.3	7.6 1.25/7.6	11 1.4/11	19 1/3	19 1/3	33 5.2/33	28 4.5/28	33 5.2/33
Frequency (Hz)	50	50	50	50	50	50	50	50	50	
Running motor	Model	ZDY <sub>1</sub> 11-4	ZDY <sub>1</sub> 11-4	ZDY <sub>1</sub> 11-4	ZDY <sub>1</sub> 11-4	ZDM121	ZDM <sub>1</sub> 121	ZDY <sub>1</sub> 21-4	ZDY <sub>1</sub> 211	ZDY <sub>1</sub> 211
	Capacity (kw)	0.2	0.2	0.2	0.2	0.5	0.5X2	0.5X2	0.8X2	0.8X2
	R.P.M.(r/min)	1380	1380	1380	1380	1380	1380	1380	1380	1380
	Phase	3	3	3	3	3	3	3	3	3
	Voltage(V)	380	380	380	380	380	380	380	380	380
	Current(A)	0.72	0.72	0.72	0.72	1.4	1.4X2	1.4X2	2.4X2	2.4X2
	Frequency(Hz)	50	50	50	50	50	50	50	50	50
Joint times (nhr)		120	120	120	120	120	120	120	120	120
Classification grade		M3	M3	M3	M3	M3	M3	M3	M3	M3
Basic dimension ±2%	H(mm)	~865	~880	~1053	~1165	~1305	~1350	~1450	~1990	~2000
	L(mm)	628	772	818	818	1082	1342	1513	1814	1814
		625	769	818	818	1079	1392	1904	2147	2147
	M(mm)	318	404	412	412	488	748	847	1148	1148
	N(mm)	190	196	240	264	320	320	376	376	376
	φ (mm)	14.5	19	23	25	31	31	36	37	38
	E(mm)	~795	~805	~960	~1080	~1210	~1093	~1200	~1635	~1690

## BCD 防爆钢丝绳电动葫芦 Explosion-Proof Electric Hoist



The BCD wire-rope explosion-proof electric hoist is designed, produced and inspected according to our country's newest explosion-proof standard. It is applicable at such sites with explosion gas mixture combined by combustible gas, steam and air where the classification is IIA, IIB, IIC, and the temperature group is T1—T4.

For the use of BCD type of electric hoist, the ambient temperature should be  $-20\text{---}+40^{\circ}\text{C}$ , altitude below 1000m, the relative humidity is 85% ( $20+5^{\circ}\text{C}$ ). The main body of BCD type electric hoist can both be suspended from the I-steel beam track to travel straightly or in curve and installed on a fixed bracket to lifting objects. BCD type wire-rope explosion-proof electric hoist also can be used according to different demands. Its explosion-proof pattern is “the flame-proof type”. The special sparkless material makes explosion-proof performance safe and reliable.

BCD Explosion-Proof Electric Hoist Parameter							
Type	BCD 0.5-60	BCD 1-60	BCD 2-60	BCD 3-60	BCD 5-60	BCD 10-90	
Lifting Capacity(t)	0.5	1	2	3	5	10	
Lifting height(m)	6	6	6	6	6	9	
Lifting speed(m/min)	8	8	8	8	8	8	
Running speed(m/min)	20(30)	20(30)	20(30)	20(30)	20(30)	20(30)	
Steel rode	Diameter of Rode(mm)	4.8	7.4	11	13	15.5	15.5
	Diameter of Wire(mm)	0.22	0.34	0.5	0.6	0.7	0.7
	Type of structure	D-6X37+1	D-6X37+1	D-6X37+1	D-6X37+1	D-6X37+1	D-6X37+1
Type of I-Beam track(GB706-65)	16-28b	16-28b	20a-32b	20a-28b	25a-63b	25a-63b	
Loop track minimum radius(m)	1	1	1.2	1.2	1.5	3.5	
Lifting motor	Type	BZD21-4	BZD22-4	BZD31-4	BZD41-4	BZD41-4	BZD51-4
	Capacity(W)	0.8	1.5	3	4.5	7.5	13
	R.P.M(R/min)	1380	1380	1380	1380	1380	1380
	Phase(W)	3	3	3	3	3	3
	Voltage(V)	380	380	380	380	380	380
	Current(A)	2.4	4.3	7.5	11	18	30
	Frequency(Hz)	50	50	50	50	50	50
Running motor	Type	BZDY11-4	BZDY11-4	BZDY12-4	BZDY12-4	BZDY21-4	BZDY21-4
	Capacity(kW)	0.2	0.2	0.4	0.4	0.8	0.8
	R.P.M(R/min)	1380	1380	1380	1380	1380	1380
	Phase(W)	3	3	3	3	3	3
	Voltage(V)	380	380	380	380	380	380
	Current(A)	0.72	0.72	1.25	1.25	2.4	2.4
	Frequency(Hz)	50	50	50	50	50	50
Joint times(T/h)	120	120	120	120	120	120	
Working Grade(0%)	25%	25%	25%	25%	25%	25%	
Basic sizes	H(mm)	-630	-685	-860	-985	-1160	-1350
	l1(mm)	125	157.5	187	229	267	301
	l2(mm)	274	340	352	390	415	865
	l(mm)	616	757.5	818	924	1047	1595
	B(mm)	-884	-884	-930	-930	-1055	-1065
Total Weight(kg)	300	350	370	420	560	1150	

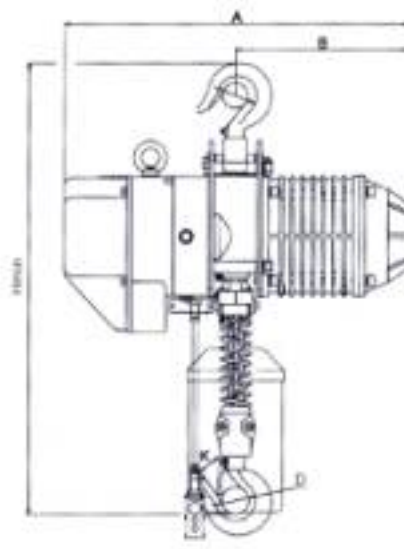


## PA200-PA900 微型电动葫芦 Mini Electric Hoist



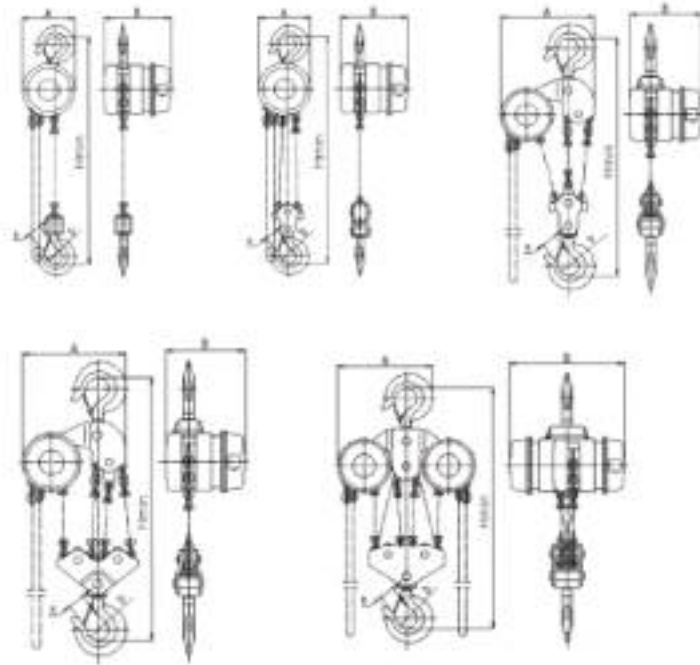
PA200-PA990 Mini Electric Hoist Series Parameter																							
Model	Method of Use	Rated Volt	Input Power (w)	Rated Capacity (kg)	Lifting Speed (m/min)	Lifting Height (m)	Qty./CTN(pcs)	Packing Size (mm)	G.W./N.W.(kg)														
HGS-B-200 PA200	Single-Hook	AC 220V 230V 240V  50/60Hz	480	100	10	12	2	490×430×160	26/24														
	Double-Hook			200	5	6																	
HGS-B-250 PA250	Single-Hook		510	510	125	10				12	525×485×170	37/35											
	Double-Hook				250	5				6													
HGS-B-300 PA300	Single-Hook		600	600	150	10				12			540×505×175	41/39									
	Double-Hook				300	5				6													
HGS-B-400 PA400	Single-Hook		950	950	200	10		12	620×240×355	35/33													
	Double-Hook				400	5		6															
HGS-B-500 PA500	Single-Hook		1020	1020	250	10		12							620×240×355	35/33							
	Double-Hook				500	5		6															
HGS-B-600 PA600	Single-Hook		1200	1200	300	10		12									620×240×355	35/33					
	Double-Hook				600	5		6															
HGS-B-700 PA700	Single-Hook		1250	1250	350	8		12											620×240×355	35/33			
	Double-Hook				700	4		6															
HGS-B-800 PA800	Single-Hook		1300	1300	400	8		12			620×240×355	35/33											
	Double-Hook				800	4		6															
HGS-B-990 PA990	Single-Hook		1600	1600	500	8		12													1	620×240×355	35/33
	Double-Hook				999	4		6															

## DHL 环链电动葫芦 Electric Chain Hoist



型号 Model	DHL-0.5	DHL-1	DHL-2		DHL-2.5	DHL-3		DHL-5	
额定起重重量 Capacity load (t)	0.5	1	2		2.5	3		5	
标准起重高度 Standard lift (m)	3								
起升速度 Lifting speed (m/min)	7.8	6.8	6.8	3.4	5.6	5.8	2.3	2.8	
链条行数 No. of chain	1	1	1	2	1	2	3	2	
链条尺寸 Size of chain (mm)	φ 6.3×19	φ 7.1×21	φ 10×30	φ 7.1×21	φ 11.2×34	φ 10×30	φ 7.1×21	φ 11.2×34	
电动功率 Power (Kw)	0.8	1.5	3	1.5	3	3	1.5	3	
电压 Voltage (V)	380/220								
频率 Frequency (Hz)	50/60								
外形尺寸 Dimensions (mm)	A	415	526	610	526	610	610	526	610
	B	170	263	300	263	300	300	263	300
	C	125	176	265	176	265	265	265	265
	D	φ 35	φ 42	φ 50	φ 50	φ 60	φ 60	φ 60	φ 60
	E	255	300	430	300	430	430	405	430
	K	28	34	40	40	50	50	50	48
Hmin	550	610	750	800	815	930	925	1010	
净重 Net weight	31	62	109	73	122	114	84	136	

## DHS 电动环链葫芦 Electric Chain Hoist



型号 Model	DHS-1	DHS-1.5	DHS-2	DHS-3	DHS-5	DHS-7.5	DHS-10	DHS-20					
起重量 Capacity Load (T)	1	1.5	2	3	5	7.5	10	20					
标准起升高度 Standard lift (M)	3												
试验载荷 Test Load (T)	1.25	1.88	2.5	3.75	6.25	9.38	12.5	25					
电机 Motor	电压: 380V 频率: 50HZ 转速: 1380r/min 工作制: S4-40% 制动气隙: 0.3-0.45mm												
	功率 Power (Kw)	0.3	0.5	.3	0.5	0.5	0.75	0.5	0.75	0.5	0.75	0.5×2	0.75×2
	电流 Current (A)	1.2	1.6	1.2	1.6	1.6	3.2	1.6	3.2	1.6	3.2	1.6×2	3.2×2
1.6 主 3.2 要 1.6 尺寸 Dimensions (mm)	A	200	235	200	235	235	355	385	610				
	B	260	295	260	295	305	305	305	335				
	K	28	32	34	38	48	48	64	88				
	D	38	42	45	50	65	65	85	100				
	Hmin	300	360	380	470	600	650	730	1000				
净重 Net weight (kg)	32	40	36	49	62	85	105	233					
每增加一米增加重量 (kg)	0.85	1.43	1.7	2.9	4.42	6.63	8.84	17.68					